



GFNORTE

Conference Call: 4Q18 Results

January 25th, 2019

Disclaimer

- This presentation contains certain general information as of the date hereof, information which have been prepared for information purposes only. Information is hereby presented in summary and does not pretend to be exhaustive and detailed. There is no statement or guarantee herein, expressed or implied, regarding the accuracy, thoroughness, completeness, impartiality or soundness of this information or estimations or projections considered or stated or that such projections will materialize. Grupo Financiero Banorte, S.A.B. de C.V.'s relevant information is contained in public documentation available in the webpage of the National Banking and Securities Commission (Comisión Nacional Bancaria y de Valores) and the Mexican Stock Exchange (Bolsa Mexicana de Valores, S.A.B. de C.V.) in <http://www.cnbv.gob.mx> and <http://www.bmv.com.mx>, respectively. In the event that new public information is disclosed in the aforementioned webpages, such information shall prevail and any person shall read, in detail, any such public documents before making any decision related to the content of this presentation. All analysis and statements included in this presentation are based upon information available as of the date of this presentation, and Grupo Financiero Banorte, S.A.B. de C.V. or any of its affiliates and employees undertake no obligation to update or revise any such analysis and statements, whether as a result of new information or future events or developments.
- Any person receiving this presentation, from the moment of reception, recognizes that the information contained herein is for information purposes only, and that it does not cover, or pretends to cover, all aspects required for evaluating an investment or decision, and persons shall not base any of their decisions in the information contained herein. Such persons waive any right they might have in connection with the information contained in this presentation. Any decision made pursuant to such information shall be considered to be made at their own risk. The information contained herein shall not be considered as a legal or tax recommendation. Any persons receiving this information shall seek the advice of their own legal and tax advisors.
- The content of this presentation was prepared by Grupo Financiero Banorte, S.A.B. de C.V.
- This presentation may contain forward looking statements and information related to Grupo Financiero Banorte, S.A.B. de C.V. reflecting current opinions of Grupo Financiero Banorte, S.A.B. de C.V. and its management team in regards to its performance, business management, historical facts and future events. Forward looking statements may include words such as “believes,” “anticipates,” “should,” “estimates,” “seeks,” “forecasts,” “will,” “expects,” “may,” “intends,” “plans” and similar expressions, that are intended to identify forward looking statements but are not the exclusive means of identifying such statements. Such statements are subject to several risks, uncertainties and assumptions. Persons receiving this presentation shall not place undue reliance on such statements, which are based on current expectations. By their very nature, forward looking statements involve inherent risks and uncertainties, both general and specific, and risks exist that the predictions, forecasts, projections and other forward looking statements will not be achieved. We caution investors that a number of important factors could cause actual results to differ materially from the plans, objectives, expectations, estimates and intentions expressed or implied herein.
- Grupo Financiero Banorte, S.A.B. de C.V., or any of its affiliates, directors, managers, employees, attorneys-in-fact, legal representatives or employees shall not be held responsible by any third party, including investors, by virtue of any investment or business decision made, based on the content of this presentation and the statements contained herein. Nothing in this presentation shall be interpreted to be an agreement or engagement from Grupo Financiero Banorte, S.A.B. de C.V. of any of its affiliates to any third party, including investors.
- This presentation and its content are Grupo Financiero Banorte, S.A.B. de C.V.'s property and may not be reproduced or disclosed, totally or partially, without the prior written consent of Grupo Financiero Banorte, S.A.B. de C.V.
- By receiving this presentation and/or reviewing its content, you accept and agree to be subject to the above limitations.

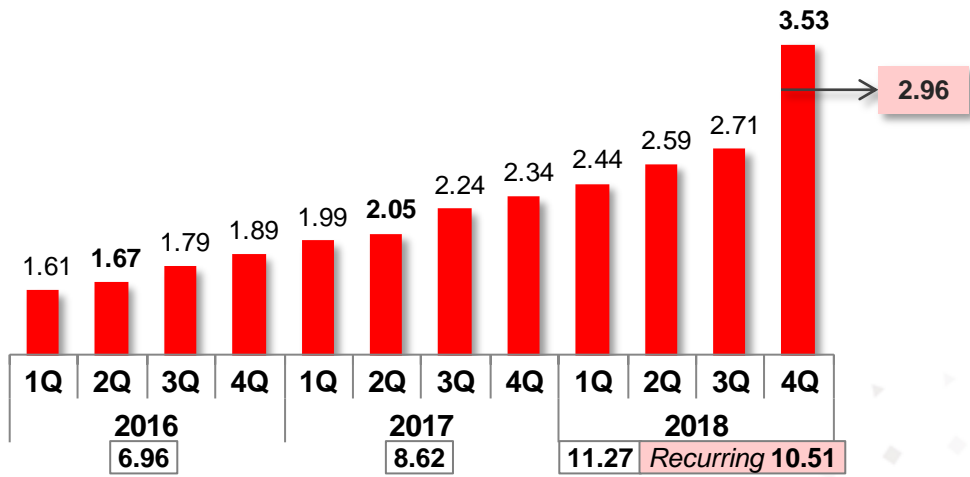
Strong Quarter on Earnings and Returns

	4Q18	q/q	2018	y/y
Net Income	10,182	30%	31,958	34%
<i>Recurring</i>	8,535	9%	30,311	27%
EPS	3.53	30%	11.08	29%
<i>Recurring</i>	2.96	9%	10.51	22%
ROE	23.8%	416bp	20.3%	330bp
<i>Recurring</i>	20.1%	41pb	19.3%	230bp
ROA	2.5%	45bp	2.2%	32bp
<i>Recurring</i>	2.1%	4pb	2.1%	20pb

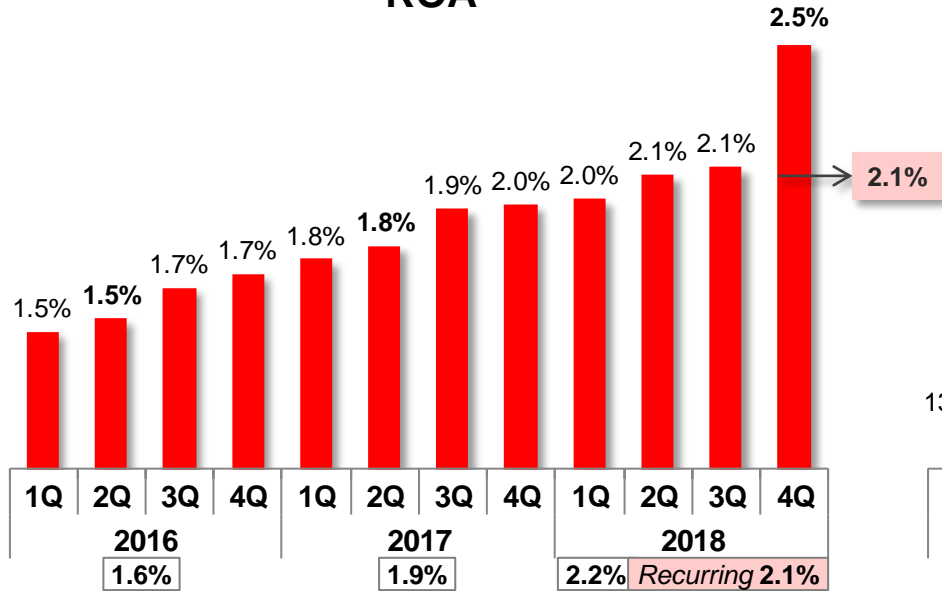
+30%
q/q

+9%
q/q

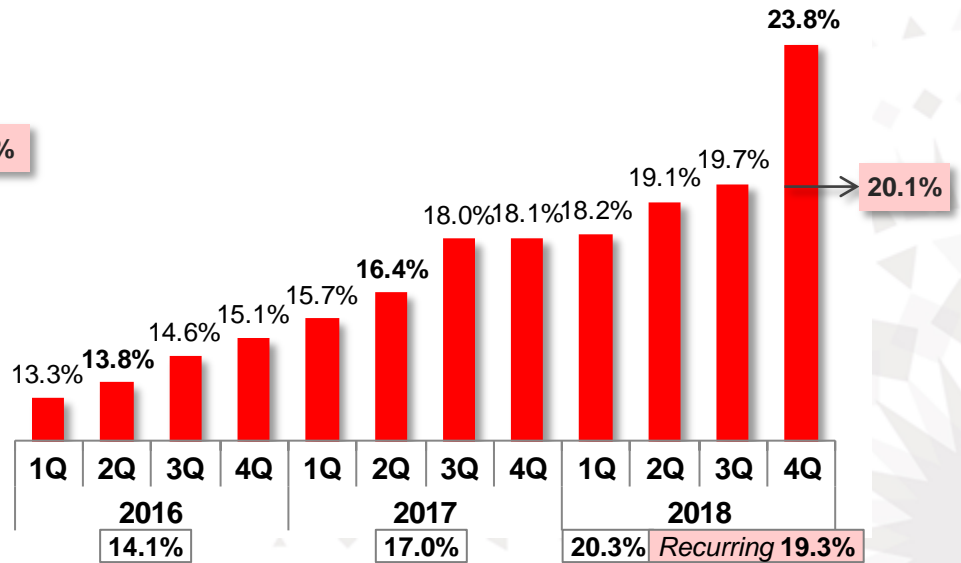
EPS



ROA



ROE

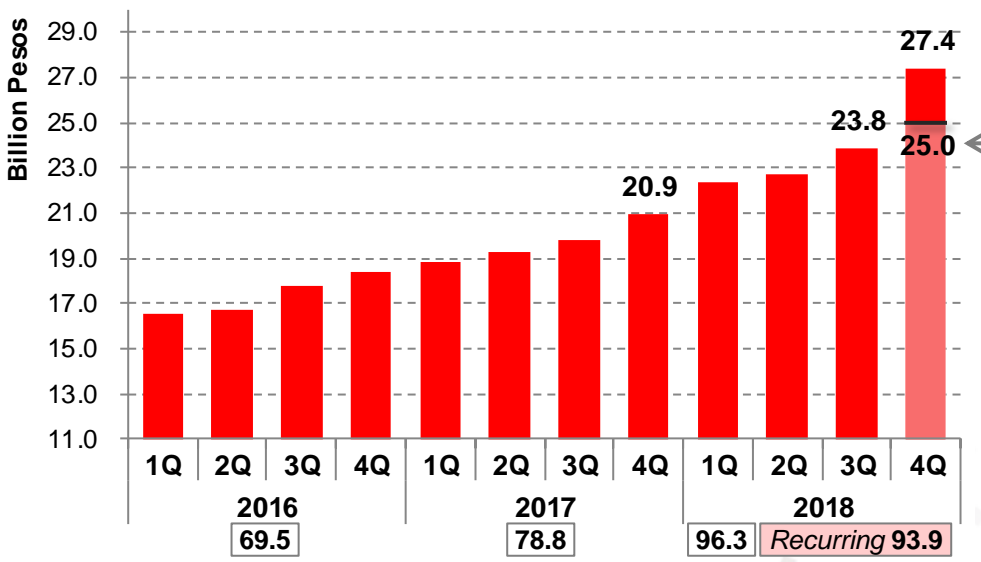


Historical Record in Revenues

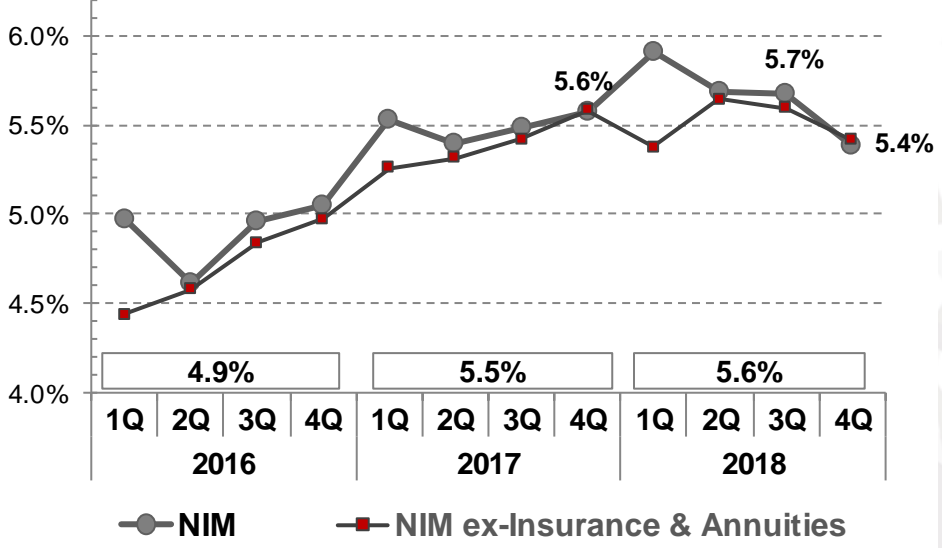
- Quarterly NII +3%.
- 4Q NIM decreased 30 bp due to the total impact of the assets acquired.
- Net Service Fees +8% q/q.
- Excellent results in trading driven by derivatives transactions with clients.

Million pesos	4Q18	q/q	2018	y/y
NII Loans	15,261	3%	57,350	14%
NII Repos	2,403	9%	8,612	30%
NII Valorization Adjust	180	N.A.	199	n.a.
NII Insurance & Annuities	1,756	(13%)	8,665	33%
NII	19,600	3%	74,825	18%
Net Service Fees	3,730	8%	13,041	11%
Trading Income	1,263	44%	4,228	59%
Other Income	2,795	518%	4,259	N.A.
<i>Recurring</i>	385	(15%)	1,849	72%
Total Revenues	27,387	15%	96,354	22%
<i>Recurring</i>	24,977	5%	93,944	19%

Total Revenues



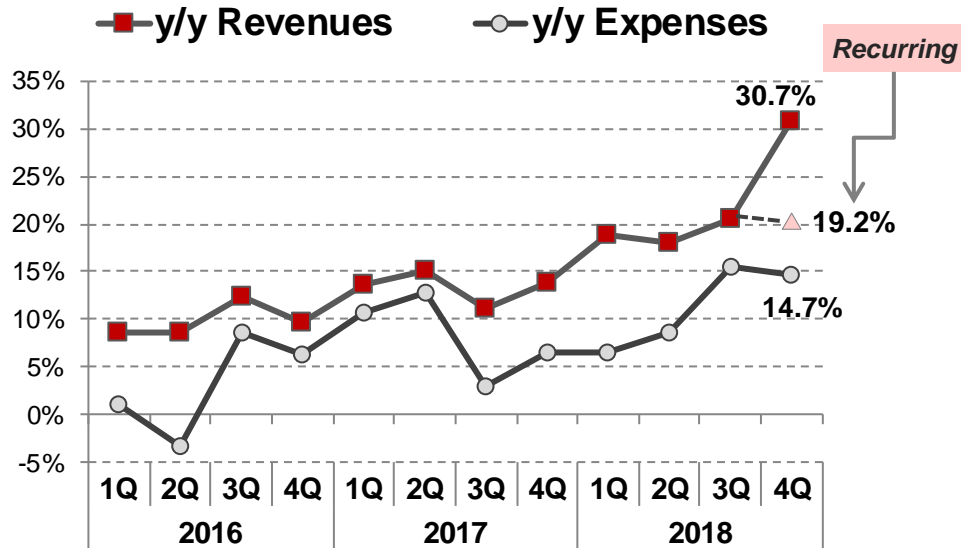
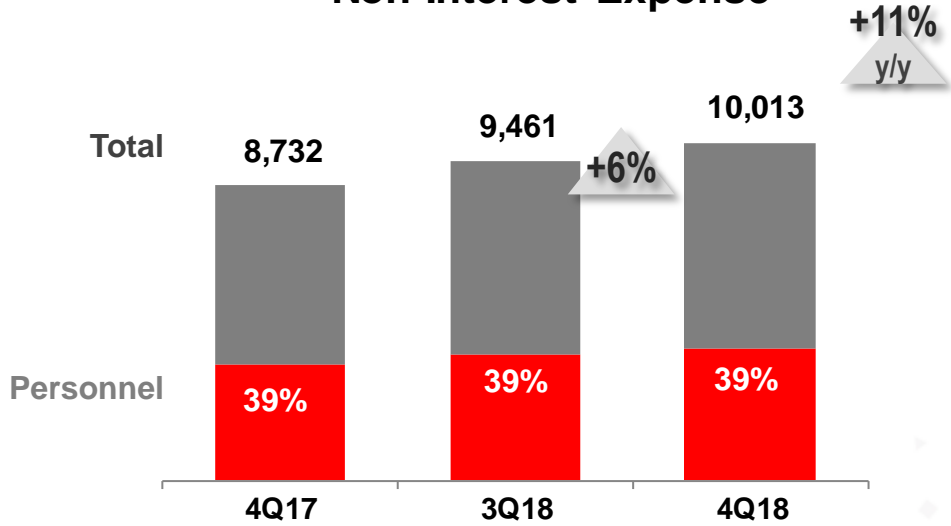
NIM



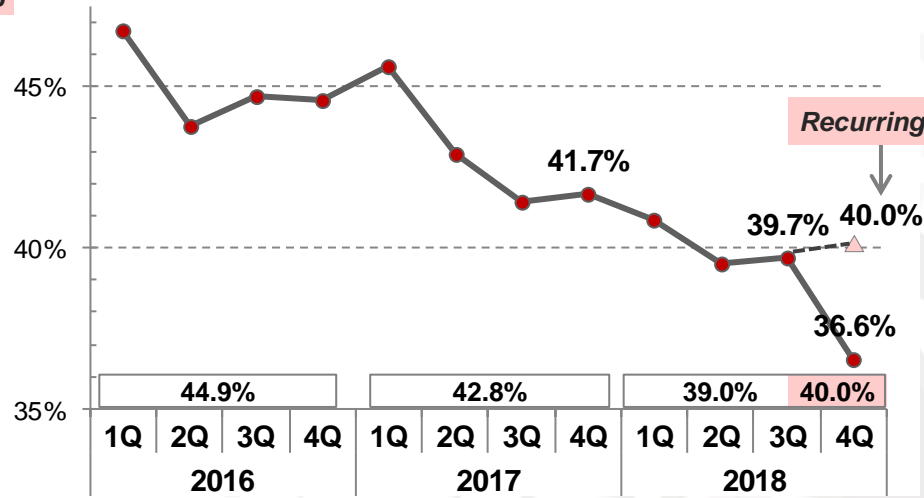
Improving Efficiency

- Non-interest Expenses +6% q/q; Full year 2018 +10% y/y, in line with guidance,
- Cost to Income for 4Q18 was 36.6%; recurring, 40.0% 4Q and 2018.
- Ongoing positive operating leverage.

Non-Interest Expense



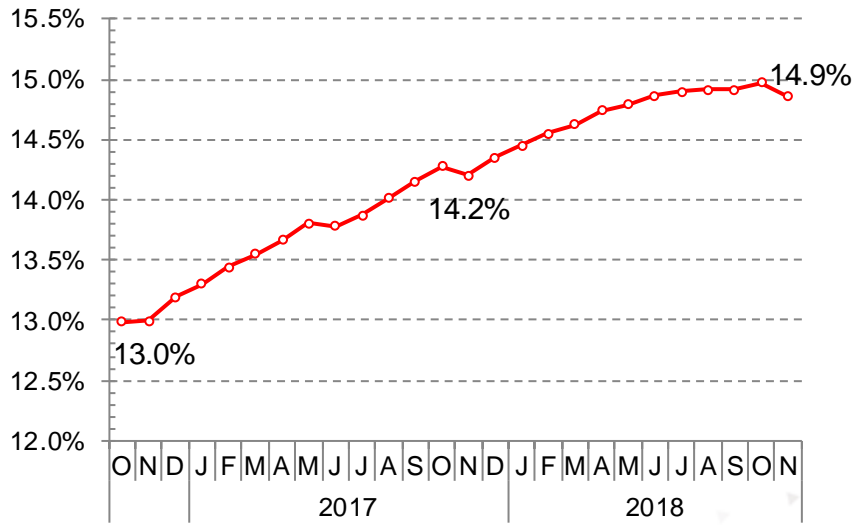
Cost to Income Ratio



Loan Growth

- Strategic deceleration in unsecured consumer but market share improving.
- Leading the growth in auto, mortgages and credit cards.
- Good quarter in Commercial and Corporates with 7% q/q.

Consumer Market Share



Loan Portfolio y/y Growth

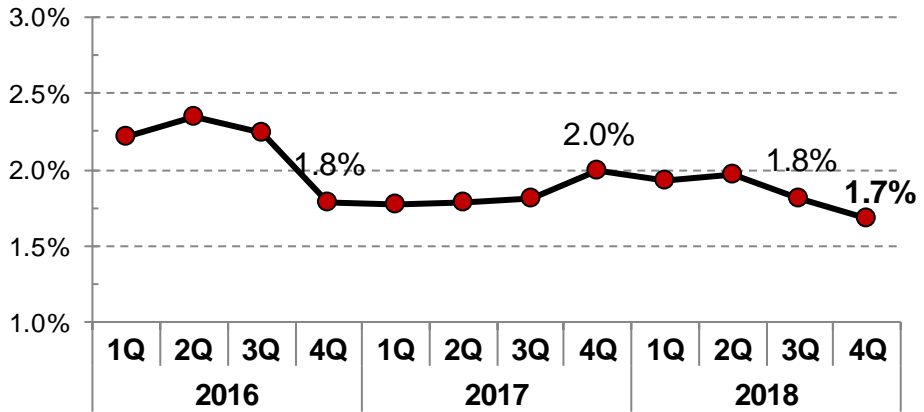
Performing Loans (Million Pesos)	4Q18	Growth	
		q/q	y/y
Mortgages	155,748	4%	15%
Auto Loans	24,131	4%	26%
Credit Card	36,657	3%	8%
Payroll	52,653	(3%)	0%
Consumer	269,187	2%	12%
Commercial	173,941	7%	27%
Corporate	136,639	7%	34%
Government	197,373	(0%)	46%
Total*	777,192	3%	26%

* Includes \$52 millions on Recovery Bank portfolio

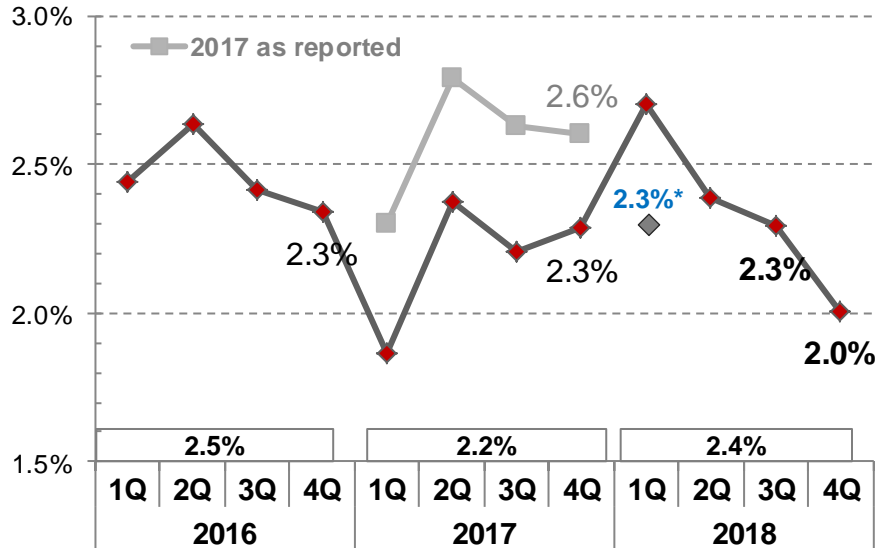
Credit Quality

- Lowest NPL ratio level in more than five years.
- Improving cost of risk.
- Stable charge-off rate.

NPL Ratio

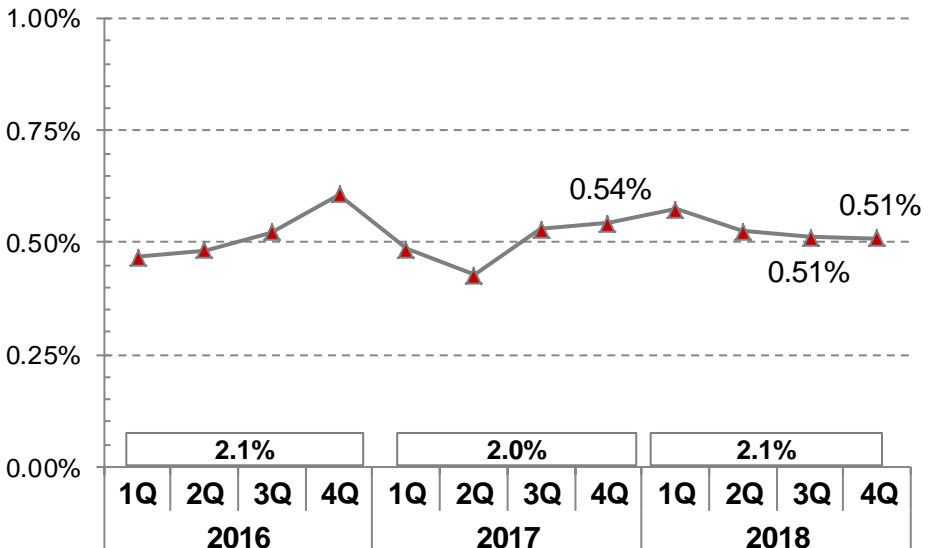


Cost of Risk



* Excluding extraordinary Provisions on Corporate exposure

Charge-Off Rate



2018 Results

Million pesos

	2018	y/y
Loans	777,192	26%
Core Deposits	636,758	8%
Total Deposits	759,235	17%
Insurance Premiums	19,596	14%
Annuities Assets	123,177	36%

Revenues	2018	y/y
NII Loans	57,350	14%
NII Repos	8,612	30%
NII Valorization Adjust	199	n.a.
NII Insurance & Annuities	8,665	33%
NII	74,825	18%
Net Service Fees	13,041	11%
Trading Income	4,228	59%
Other Income	4,259	N.A.
Total Revenues	96,354	22%
<i>Recurring</i>	93,944	19%

	2018	y/y
Net Income	31,958	34%
<i>Recurring</i>	30,311	27%
EPS	11.08	29%
<i>Recurring</i>	10.51	22%
ROE	20.3%	330bp
<i>Recurring</i>	19.3%	230bp
ROA	2.2%	32bp
<i>Recurring</i>	2.1%	20pb

Non-Interest Expense	2018	y/y
Personnel	15,022	12%
Professional Fees	3,330	14%
Administrative and Promotional	7,954	5%
Rents, Depreciation & Amortization	5,625	11%
Taxes other than income tax	2,075	17%
Contributions to IPAB	3,149	20%
Employee Profit Sharing (PTU)	455	16%
Total Non-Interest Expense	37,610	11%

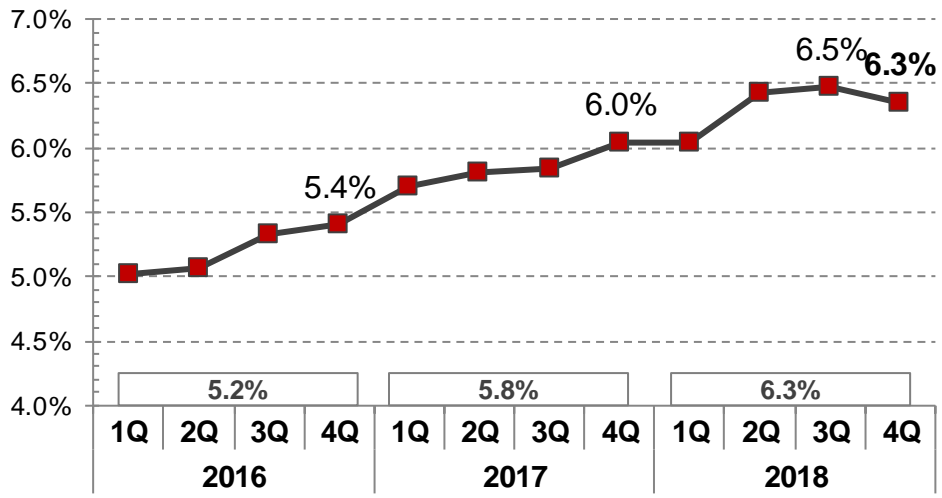
Relevant Subsidiaries

- NIM of Bank up +46bp y/y, improved by mix on loans, funding cost & rates.
- Bank recurring Net Income +19% q/q.
- Cyclical behavior in Insurance but annual premium growth of +14% y/y.
- Annuities results with a low comparison due to the purchase of annuities portfolios for \$286 million.

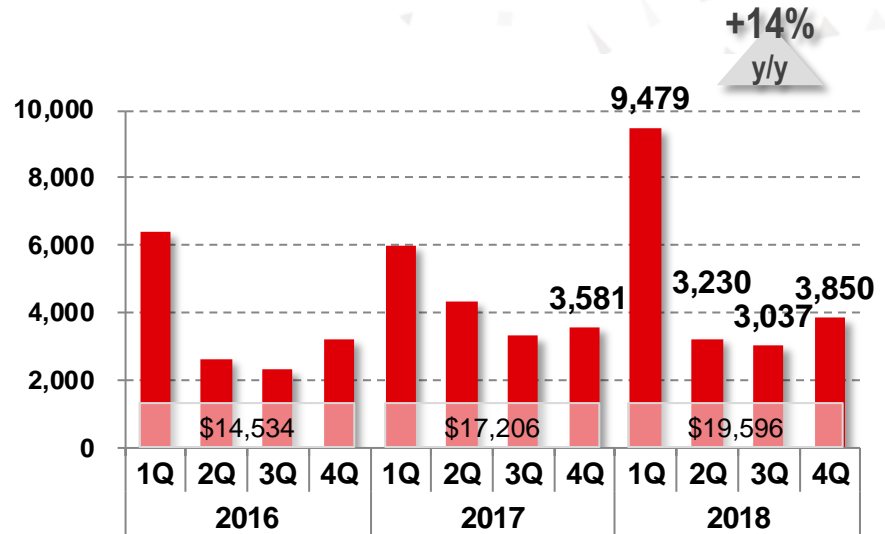
Net Income

Million pesos	4Q18	q/q	2018	y/y
Bank	8,645	47%	24,377	35%
<i>Recurring</i>	6,999	19%	22,731	26%
Brokerage Sector	303	(9%)	1,198	23%
Insurance	645	(6%)	3,434	24%
Annuities	189	(18%)	818	(7%)
Afore	222	(35%)	1,256	(2%)
Leasing & Factoring	203	15%	861	12%

NIM of Bank

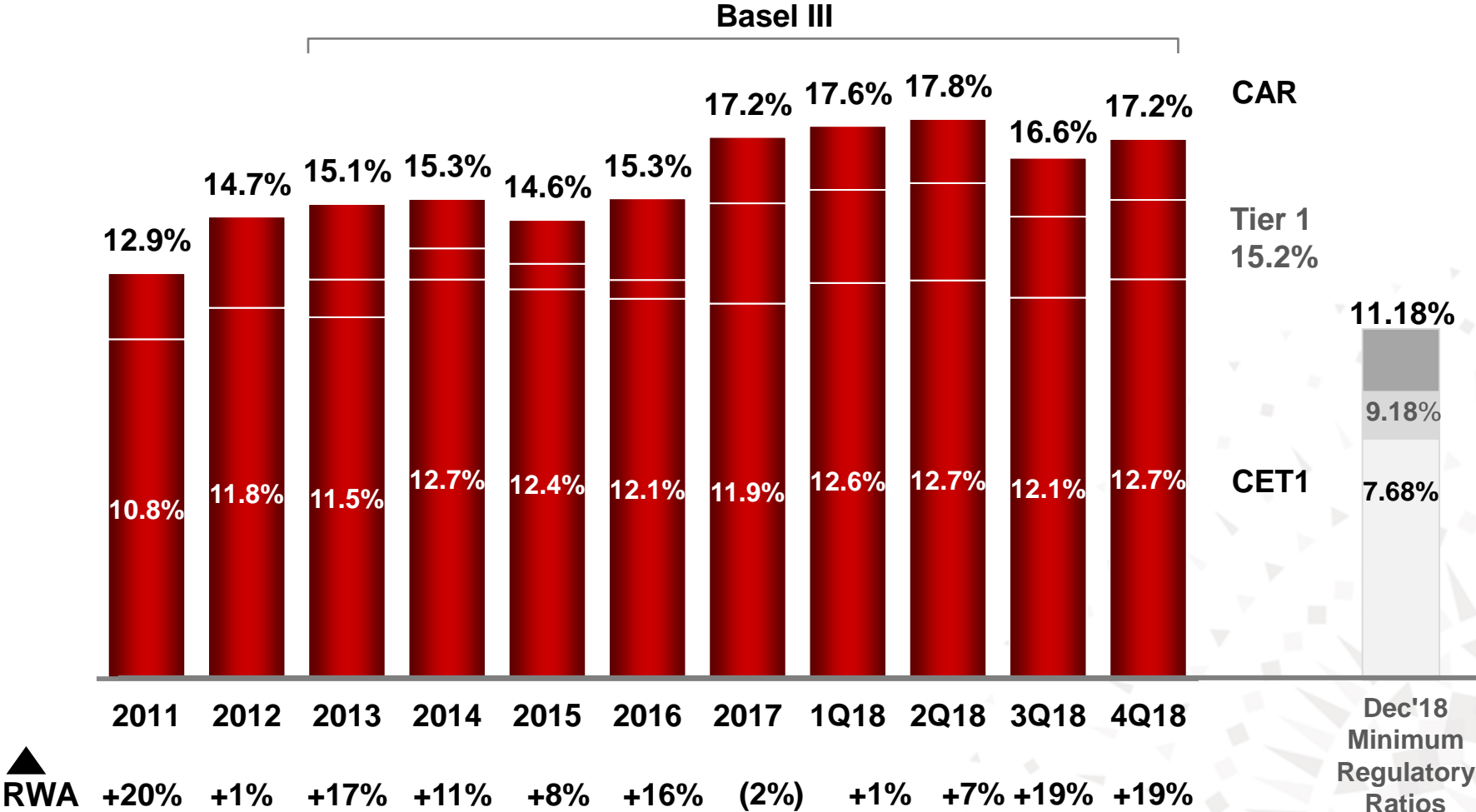


Insurance Premiums



Regulatory Capital Ratios

Capital Adequacy Ratio (CAR)



*RWA= Risk Weighted Assets annual growth

	Guidance 2019
Loan Growth	7% – 9%
NIM Expansion	10 – 15bp
Expense Growth	7% – 9%
Efficiency	37.5% – 38.5%
Cost of Risk	2.0% – 2.3%
Tax Rate	27% – 29%
Net Income	35.8 – 36.8
Accretion	8.5% – 10.5%
ROE	19.8% – 20.3%



GFNORTE

Conference Call: 4Q18 Results

January 25th, 2019